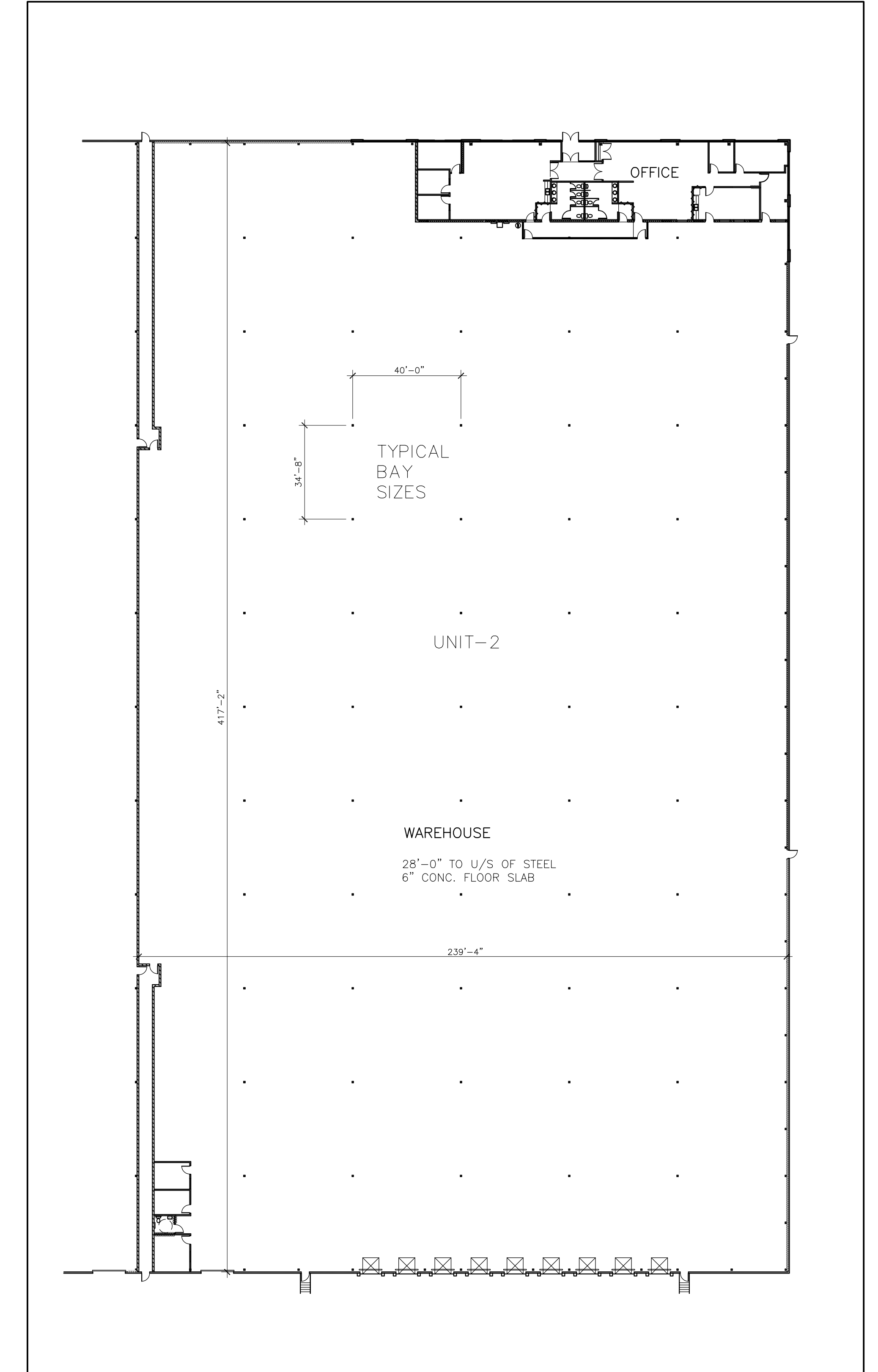


OFFICE PLAN

SCALE: 1/8"=1'-0"



UNIT PLAN

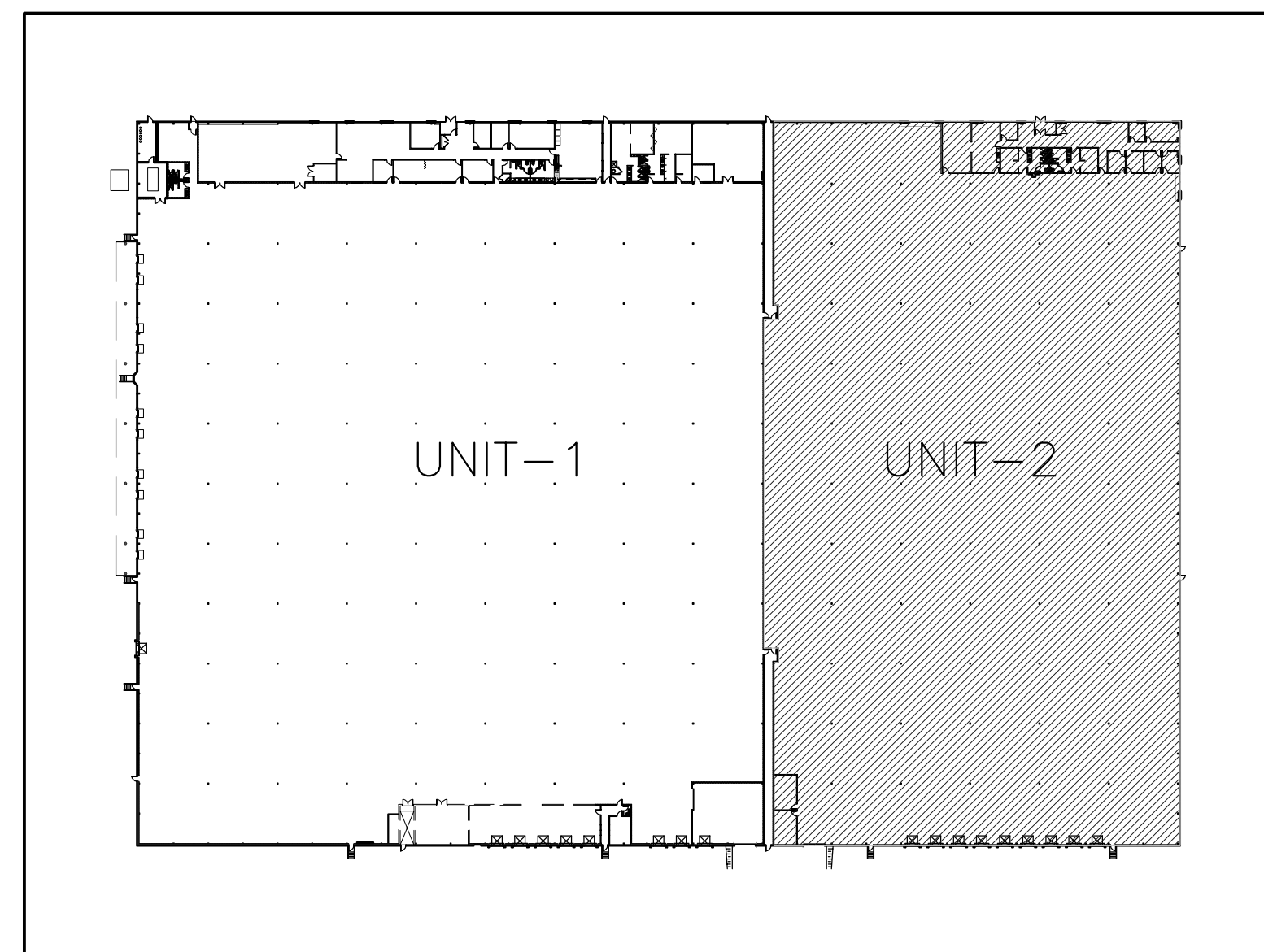
SCALE: 1"=30'-0"

NOTE:
DUE TO CURRENT GOVERNMENT REQUIREMENTS REGARDING SOCIAL DISTANCING, THIS PLAN HAS NOT BEEN VERIFIED

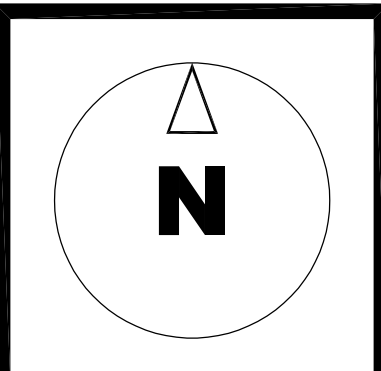
BUILDING AREA STATISTICS:

UNIT-1	
OFFICE	11,918 SQ.FT.
SHIPPING OFFICE	432 SQ.FT.
WAREHOUSE	138,455 SQ.FT.
APPORTIONED COMMON AREA	400 SQ.FT.
COMMON CORRIDOR	745 SQ.FT.
TOTAL G.F.A.	151,950 SQ.FT.
TRUCK LEVEL DOORS (8'-0"X10'-0")	9
DRIVE-IN DOOR (12'-0"X14'-0")	1
CARGO DOORS (3'-6"X5'-0")	10
UNIT-2	
OFFICE	4,484 SQ.FT.
SHIPPING OFFICE	560 SQ.FT.
WAREHOUSE	94,272 SQ.FT.
APPORTIONED COMMON AREA	264 SQ.FT.
COMMON CORRIDOR	745 SQ.FT.
TOTAL G.F.A.	100,325 SQ.FT.
TRUCK LEVEL DOORS (8'-0"X10'-0")	9
DRIVE-IN DOOR (12'-0"X14'-0")	1
TOTAL BUILDING AREA	252,275 SQ.FT.

*AREAS SHOWN AREA APPROXIMATE AND FOR PRELIMINARY USE ONLY



KEY PLAN



5650 KEATON CRESCENT
MISSISSAUGA, ONTARIO

FLOOR PLAN (UNIT-2)

SCALE: AS NOTED
DATE: JUN. 22, 2020