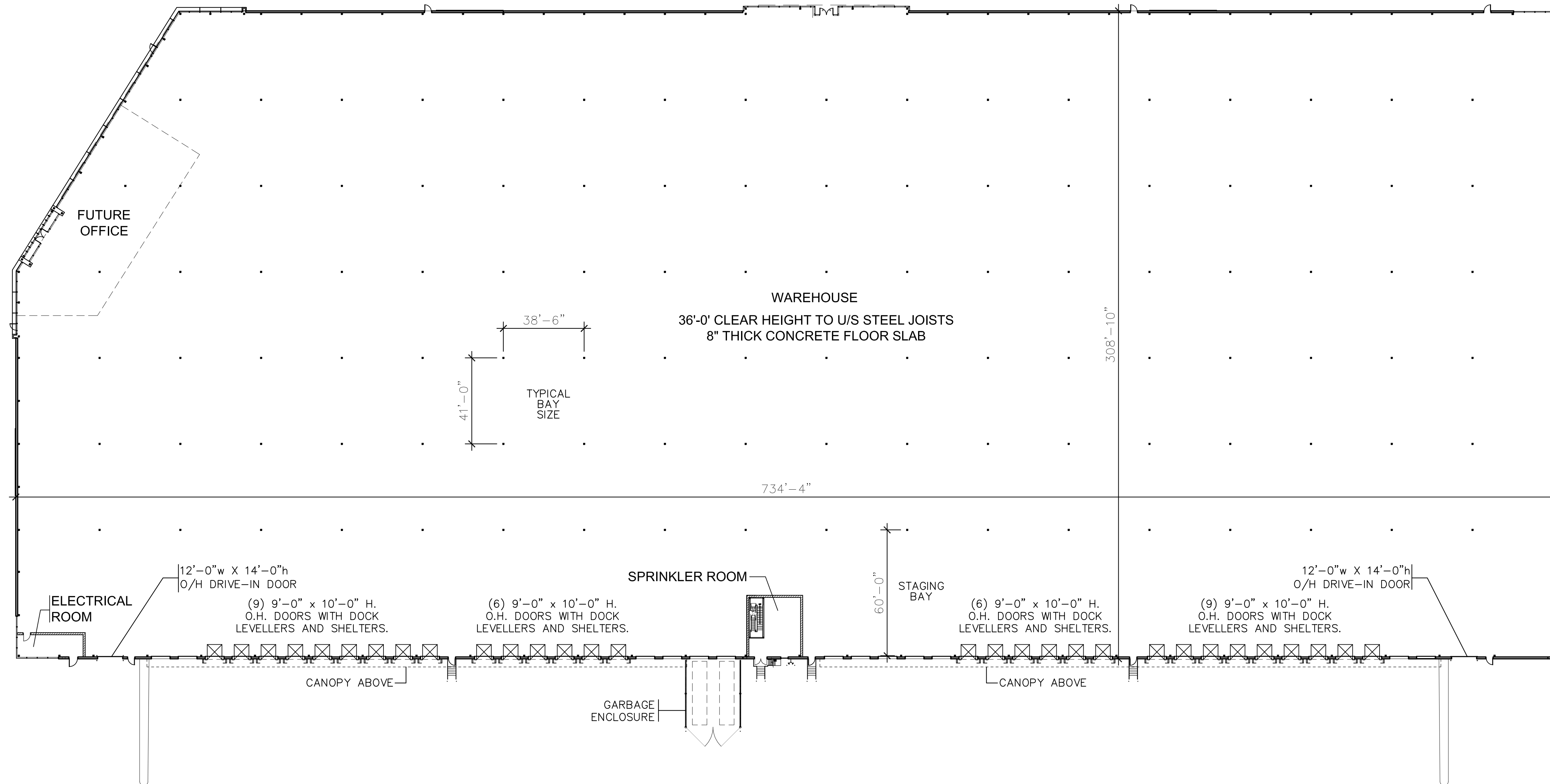


KEY PLAN

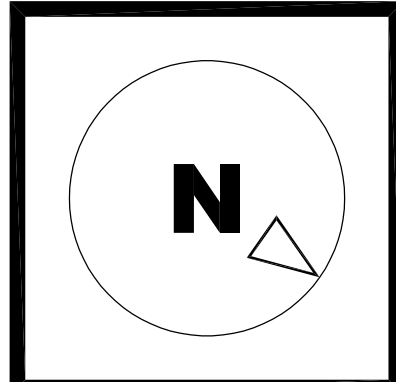
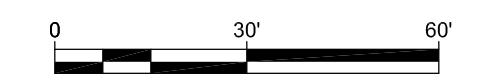
SITE STATISTICS

SITE AREA	12.21 ACRES
BUILDING AREA	
OFFICE AREA	4,441 SQ.FT.
SPRINKLER ROOM	807 SQ.FT.
ELECTRICAL ROOM	400 SQ.FT.
WAREHOUSE AREA	216,384 SQ.FT.
TOTAL BUILDING AREA	222,032 SQ.FT.
TOTAL PARKING SHOWN	139 CARS
SHIPPING / TRAILER PARKING	
TRUCK LEVEL DOORS	30
DRIVE-IN DOORS	2
TOTAL TRAILER PARKING SHOWN	59

* AREAS SHOWN ARE APPROXIMATE AND FOR PRELIMINARY USE ONLY



CHURCHILL
BUSINESS COMMUNITY



200 EDGEWARE ROAD
Brampton, Ontario

FLOOR PLAN
SCALE: 1" = 30'-0"
DATE: AUG. 14, 2019

A-2